

atlanta II

Bedside Cabinet
4 Drawers



atlanta II

Bedside Cabinet

4 Drawers

Taking on a new twist from an old classic, the Atlanta II re-invents itself by adding feet for a wonderful new design with tried and true appeal. Cleaning and maintenance are simple and easy when case goods are elevated. Available with or without contrasting edges as well as custom color combinations.



Model: A2BS40
21.25W 18.25D 32H

Features




Durable Finish

Kwalu's proprietary finish doesn't have any of the drawbacks of wood. The finish is moisture impervious, easy to clean and maintenance-free.



Waterfall Edging on Top

Waterfall edging creates continuous smooth surface for easy cleaning.




Drawers

Are constructed with both dowel and mechanical fasteners for additional strength. 100lb static and dynamic load Euro Drawer Slides allow for easy opening and closing.




Aluminum Feet

Raised on rust proof aluminum feet to allow ease of cleaning beneath casegood.



Optional Top Drawer Lock


A top drawer lock is available and is optional.



Other Bedside Styles

Atlanta II bedside styles include a 1 drawer, 1 door version and 1, 3 and 4 drawer versions.

Statement of Line



A2BS11L
21.25W 18.25D 30H



A2BS11R
21.25W 18.25D 30H



A2BS30
21.25W 18.25D 30H



A2BS40
21.25W 18.25D 32H



A2NS10
21.25W 18.25D 25H

kwalu | Furnishing the Future™

6160 Peachtree Dunwoody Rd. Building C, Atlanta, GA 30328

1-877-MY-KWALU kwalu.com

